



## Your 2016 Voluntary Contribution Payments can be made online

Simply go to - <https://schoolshoponline.net.au/ironside/index.aspx>

(Ironsides's online store can be used to pay for other items throughout the year and is essential for tuckshop orders)

1. Register as a new user – then add your student's name *or*
2. Log in as an existing user

\* If you require the receipt to be in your spouse's name please select "My Account" then then "Edit Profile Information" to change the name on the account.



### Existing User - How to Change Name displayed on Tax Invoice



**Edit Profile Information** eWallet No. REG001842: Balance

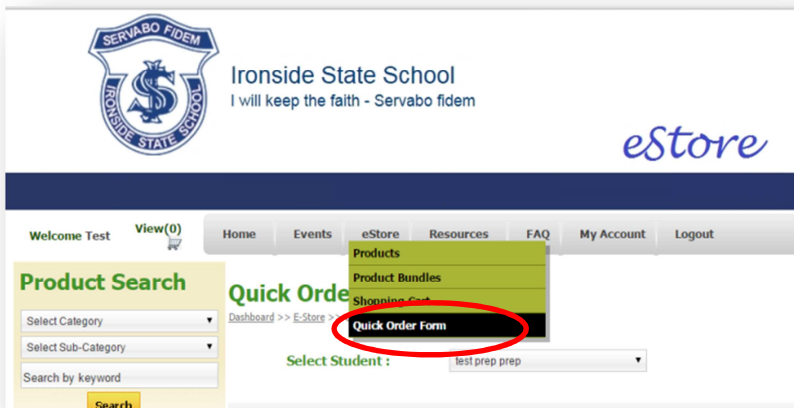
Dashboard >> My Account >> Edit Profile Information


Email\* This is your account login

<input type="text" value="pironside@schoolshoponline.org"/>	<input type="text" value="Test"/>
Email (For Receiving Notifications)*	<input type="text" value="Surname"/>
<input type="text" value="pironside@schoolshoponline.org"/>	<input type="text" value="Ironsides State School"/>
Password*	<input type="text" value="123456789"/>
Confirm Password*	<input type="text" value="Mobile Phone"/>



3. Select "Quick Order Form" from the eStore menu

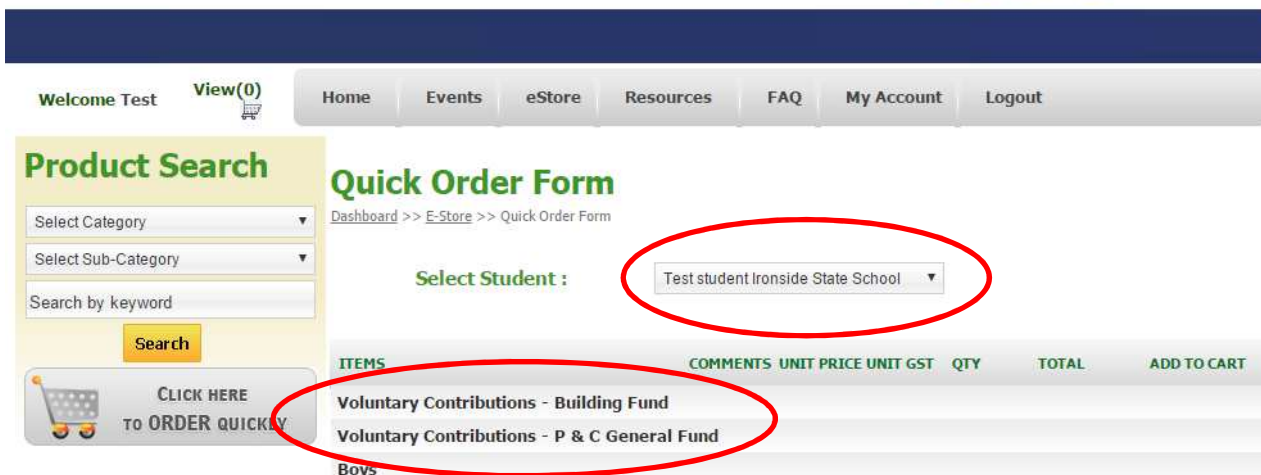


4. Select Student Name from the drop down box and, click "Voluntary Contributions - Building Fund" or "Voluntary Contributions – P&C General Fund" to expand, choose the amount and click  to add to cart.



Ironsides State School  
I will keep the faith - Servabo fidem

eStore



Payment options are:

- \* Credit card: which incurs a merchant fee; or
- \* eWallet: you are able to transfer money to your eWallet (takes 2-3 days to process) and then you may use your funds to pay for no fees (funds may also be used to purchase items from the uniform shop, tuckshop and swim club fees). For further information refer to the information on the log in page or click the following link:



<https://schoolshoponline.net.au/ironsides/uploads/FrontEndIcons/8-eWALletFAQv4.0.pdf>